

INTEGRATED MANAGEMENT SYSTEM

QMS, EMS, OHSAS, ISMS

CARBON REDUCTION PLAN

SOA			
KPI	Pointer Ltd is committed to achieving Net Zero emissions by 2044		
SCOPE			

Author:	Hugh Lawson
Owner:	Sandy Rowan
Organisation:	Pointer Ltd
Version No:	9
Date:	13 th June 2023





Document Control

Version History

Version No	Version Date	Author	Summary of Changes
1	16/05/2022	Hugh Lawson	First Issue
2	05/08/2022	Hugh Lawson	Update of Scope 3 for 2021
3	24/08/2022	Hugh Lawson	Update of Targets
4	25/10/2022	Hugh Lawson	Revision of Targets
5	28/10/2022	Hugh Lawson	Approval of Board
6	09/02/2023	Hugh Lawson	2022 Data
7	22/02/2023	Hugh Lawson	Minor changes requested by client
8	19/04/2023	Hugh Lawson	Update of percentages
9	13/06/2023	Hugh Lawson	Include table of performance by year

Approvals

Name	Title	Date of Approval	Version No
Sandy Rowan	Director 	13/06/2023	9
Alex Cassells	Managing Director, Security 	13/06/2023	9

Commitment to achieving Net Zero

Pointer Ltd is committed to achieving Net Zero emissions by 2044.

In 2020 and 2021, we have offset our Scope 1 & 2 Carbon Emissions through the Verified Carbon Standard (VCS) Portel Para REDD Project and planted 536 trees in the Great Rift Valley, Kenya (2020) and Northern Uganda Safe Water Project.

Baseline Emissions Footprint

Baseline emissions are a record of the greenhouse gases that have been produced in the past and were produced prior to the introduction of any strategies to reduce emissions. Baseline emissions are the reference point against which emissions reduction can be measured.

Baseline Year: 2019	
Additional Details relating to the Baseline Emissions calculations.	
<p>This was the year before we offset our carbon footprint. We measured our significant emissions identified through our EMS System as part of our ISO14001:2015 registration. Measurements are for the whole company Pointer Ltd and PointerFire across the UK and JGE Systems.</p>	
Baseline year emissions for Scope 1 & 2 only Market Based	
EMISSIONS	TOTAL (tCO₂e)
Scope 1 (Vehicle Fuel) (Electric Vehicles) (Gas)	651.64 2.02 2.59
Scope 2 (Electricity Generation)	43.14
Total Scope 1 & 2 Emissions	697.91
Scope 3 (Upstream transportation & distribution) (Waste Generated in Operations) (Business Travel) (Employee Commuting) (Downstream transportation & distribution)	<ul style="list-style-type: none"> - Figures not available - 1.44 includes paper, general, wood, batteries, WEEE waste types. - 13.42 - Figures not available. - Included in our Scope 1 figures.

Current Year Emissions Reporting

Year: 2022		
Additional Details relating to the Baseline Emissions calculations.		
<p>Included our company John Graham Electronics into the measurement and reporting.</p> <p>Still to be reviewed and will be aligned to ISO14064-1, Greenhouse Gas (GHG) Protocol, and follows UK Government Guidelines for reporting GHG emissions.</p> <p>Measurements are for the whole company Pointer Ltd and PointerFire across the UK and JGE Systems.</p>		
EMISSIONS	ACTUAL TOTAL (tCO₂e)	TARGET (tCO₂e)
Scope 1 (Vehicle Fuel) (Electric Vehicles) (Gas) (Total)	463.12 15.56 0 478.68	534.75
Scope 2 (Electricity Generation)	31.14	40.25
Total Scope 1 & 2 Emissions (market based)	509.82	575.00
Scope 3 (Upstream transportation & distribution) (Waste Generated in Operations) (Business Travel) (Employee Commuting) (Downstream transportation & distribution)	<ul style="list-style-type: none"> - Engaging with our main suppliers of products to provide this information for reporting Q2 2023. - 1.48 includes paper, general, wood, batteries, WEEE waste types. - 13.35 taxis, trains, hire cars - Change of process to start monitoring this through colleague timesheets in Q2 2023. - Included in our Scope 1 figures. We are unable to report this through Scope 3 separately. 	
<p>Pointer Ltd offset 573 tCo2e through the Verified Carbon Standard (VCS) Portel Para REDD Project in 2020 and 555 tCo2e through the Verified Carbon Standard in Northern Uganda Safe Water Project in 2021. Once we have formally assessed 2022 figures we will look to offset our 2022 carbon emissions for scope 1 and 2.</p>		

Emissions reduction targets

Scope 1 & 2

In order to continue our progress to achieving Net Zero by 2044, we have adopted the following short term carbon reduction targets.

- We project that carbon emissions will decrease over the next five years to 450 tCO₂e by 2026. **This is a reduction of 36%.**
- As petrol and diesel vehicles will not be available from 2030, we anticipate our carbon emissions will decrease over the next twelve years to 130 tCO₂e by 2034. **This is a reduction of 81.4%.**

The most significant emission source is fuel consumption for company vehicles, accounting for 88% of the total local-based carbon footprint. This is expected given the nature of our operations, which involves travelling to client sites to attend meetings, install and fix security and fire safety systems throughout the UK.

Progress against these targets can be seen in the graph:

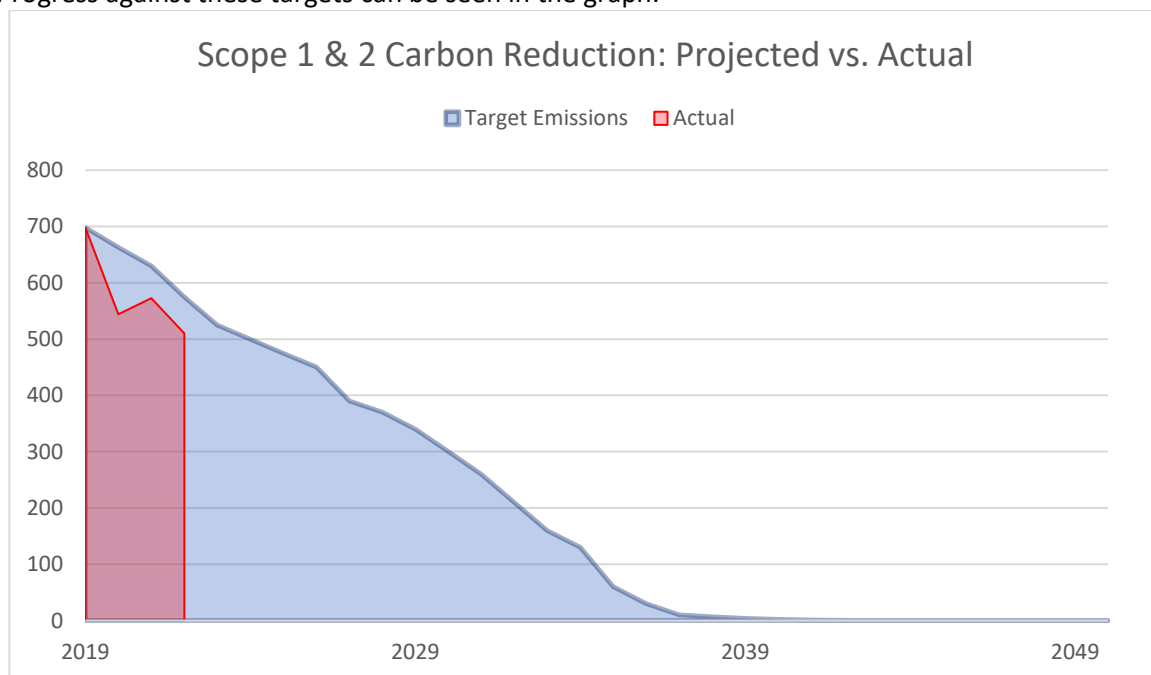


Chart 1 – Scope 1&2 Projected vs Actual

We are proud to see a reduction of 27% from baseline year in 2019 to the end of 2022.

Initiatives in place to meet the targets:

- Improvement and Programmes will continue to be approved and reviewed through our ISO14001:2015 Environmental Management System.
- We will be sourcing electric vehicles as the technology provides longer ranges and faster charging times and either sustainable fuels or hydrogen technologies. All of which are cleaner sources of energy.
- Delivering ECO driver training for company vehicle drivers.
- Monitoring the MPG performance of company vehicles through our fuel card provider.

- Monitoring driver behaviour to improve driving efficiency through our vehicle management systems.
- Reducing the business miles driven by our engineers using secure remote diagnostic and maintenance of customer security systems.
- Investing in cloud-based technology to facilitate remote meetings / training to include all colleagues and reduce number of miles travelled.
- As customer PSTN lines are discontinued, continue roll-out of secure remote diagnostics and maintenance for customer security systems reducing the number of business miles required.
- Investing in a Learning Management System and company app, Pointer Portal for all current information for all colleagues eliminating duplicate information storage.
- Making our colleagues aware of our Carbon Footprint through our company newsletter, Pointer Patter, regular toolbox talks and our colleague orientation programme.
- Purchase of more efficient IT equipment and appropriate re-use, recycle practises are used with old equipment e.g. business continuity.
- Purchasing paper that is sourced from responsible sources, with FSC or EU Eco Label badges.
- Substantially reduce waste generation through prevention, reduction, recycling and reuse.

Completed Carbon Reduction Initiatives:

- Introduction of Electric Vehicles into our fleet. Currently at 10% of our total vehicles.
- New efficient gas boiler in our largest office in Glasgow in 2019.
- Use of 100% renewable electricity suppliers for our main offices since 2019.
- New LED lighting throughout our offices.
- Invested in dual screen technology to reduce the requirement of printing out documents for reference.
- Installed 2 electrical vehicle charging points in our Glasgow office.

Scope 3

We are starting to monitor some aspects of Scope 3 emissions. They are summarised for the year 2022 below

<p>Scope 3 (Upstream transportation & distribution)</p> <p>(Waste Generated in Operations)</p> <p>(Business Travel) (Employee Commuting)</p> <p>(Downstream transportation & distribution)</p>	<ul style="list-style-type: none"> - Engaging with our main suppliers of products to provide this information for reporting Q2 2023. - 1.48 tonnes CO2e includes paper, general, wood, batteries, WEEE waste types. - 13.35 tonnes CO2e taxis, trains, hire cars - Change of process to start monitoring this through colleague timesheets in Q2 2023. - Included in our Scope 1 figures. We are unable to report this through Scope 3 separately.
---	---

We will continue to need hotel rooms, ferry journeys, train journeys, flights and electric vehicle charging in order to deliver services to our customers. We have no control over those suppliers and their road to Net Zero. We will endeavour to choose pro-active suppliers were available.

Carbon Data Summary

	2019	2020	2021	2022	2023	2024	2025
Scope 1	656.25	504.39	554.40	478.68			
Scope 2	43.14	31.20	18.08	31.14			
Scope 3	14.86	6.50*	14.85*	14.83			
Total	714.25	542.09	587.33	524.65			

**Estimates for Scope 3 only*

Declaration

This Carbon Reduction Plan has been completed in accordance with PPN 06/21 and associated guidance and reporting standard for Carbon Reduction Plans.

Emissions have been reported and recorded in accordance with the published reporting standard for Carbon Reduction Plans and the GHG Reporting Protocol corporate standard¹ and uses the appropriate Government emission conversion factors for greenhouse gas company reporting².

Scope 1 and Scope 2 emissions have been reported in accordance with SECR requirements, and the required subset of Scope 3 emissions have been reported in accordance with the published reporting standard for Carbon Reduction Plans and the Corporate Value Chain (Scope 3) Standard³.

This Carbon Reduction Plan has been reviewed and signed off by our directors.

¹<https://ghgprotocol.org/corporate-standard>

²<https://www.gov.uk/government/collections/government-conversion-factors-for-company-reporting>

³<https://ghgprotocol.org/standards/scope-3-standard>